Signify Classified - Internal
Cooper Lighting Solutions Photometric Lab
1121 Highway 74 South
Peachtree City, GA 30269

Scaled data based on original data using

LM-79-08 Approved Method: Electrical and Photometric Measurements of Solid-State Lighting Products

Test Report Prepared for

Cooper Lighting Solutions

(formerly Eaton)

Brand: LUMARK

Report Number: P895733

Luminaire Tested: **CLCS15S-PC-3000K-100%**

Issue Date: 11/14/2024

Test Information

Test Method:	LM-79-08
Report Number:	P895733
Test Lab:	INNOVATION CENTER(G2)
Issue Date:	11/14/2024
Manufacturer:	COOPER LIGHTING SOLUTIONS (FORMERLY EATON)
Product Line:	LUMARK
Catalog Number:	CLCS15S-PC-3000K-100%
Description:	LUMARK SMALL LED CANOPY 8000LM, 60W, PC 80 CRI 3000K FIXTURE @ 100% OUTPUT
Light Source:	3000K CCT,80 CRI LEDS
Ballast/Driver:	ELECTRONIC DRIVER

Summary

Lumens per Lamp:	N/A
Luminaire Lumens:	7578.6 lumens
Efficiency:	N/A
Efficacy:	127.4 lumens/watt
Luminous Opening:	Rectangular w/ Sides (W: 0.8' x L: 0.8' x H: 0.1')
IES Classification:	Type V - Short
BUG Rating:	B3 - U3 - G2
Input Watts (W):	59.5
Input Voltage (V):	120
Input Current (Ain):	NR
Voltage Rise (V):	NR
Power Factor:	0.98
Total Harmonic Distortion (THDi):	NR
Frequency (hertz):	60
Stabilization Time:	NR
Operation Time:	NR
Ambient Temperature (°C):	NR
Test Distance:	28.75 FT

Cooper Lighting Solutions Photometric Lab
1121 Highway 74 South
Peachtree City, GA 30269

Scaled Data Report

REPORT NUMBER: P895733
CATALOG NUMBER: CLCS15S-PC-3000K-100%

Iso-Footcandle Lines of Horizontal Illumination

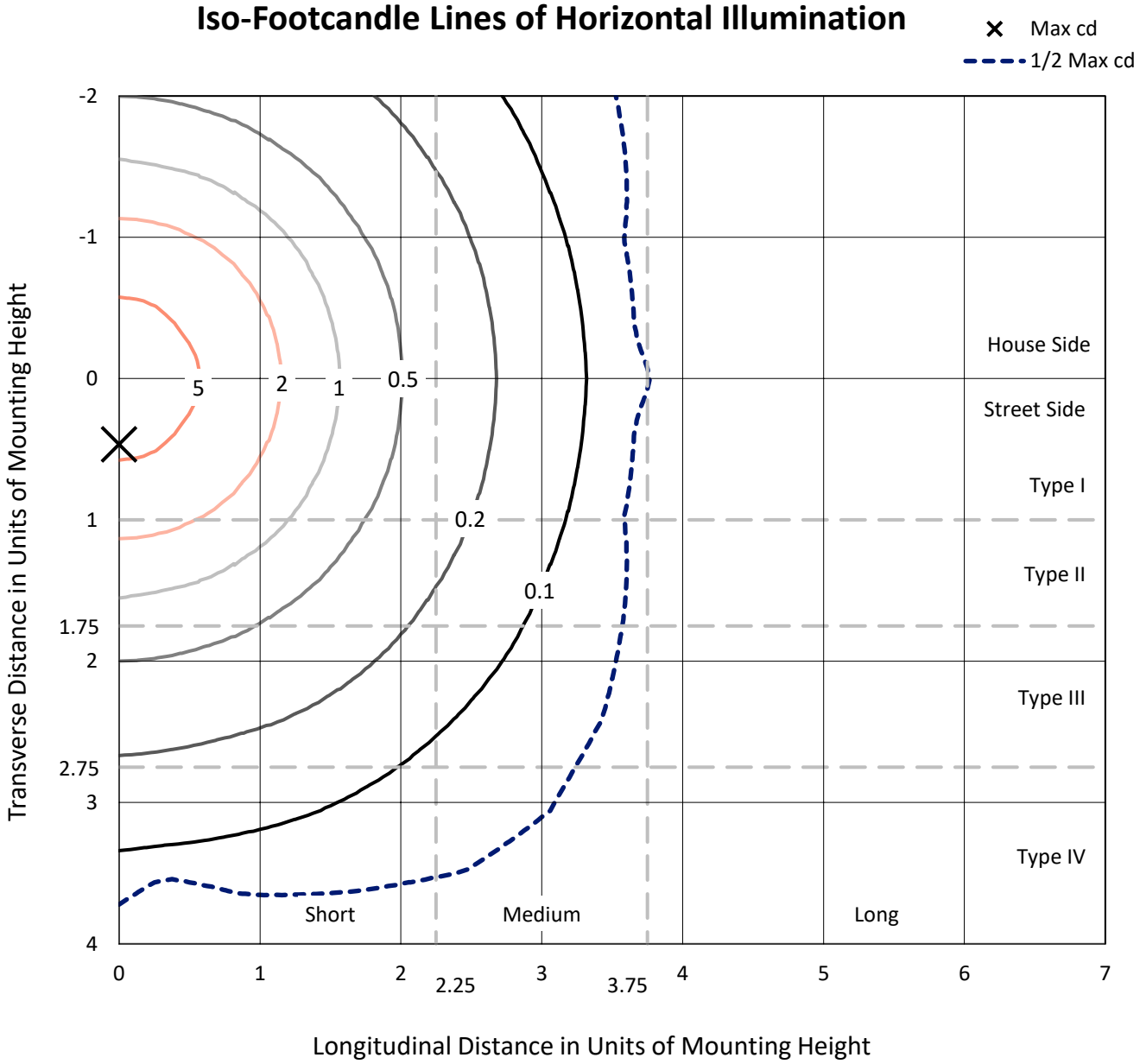

Based on 15 foot mounting height. Maximum calculated value = 7.8 fc
Type V - Short - N/A

Cooper Lighting Solutions Photometric Lab
1121 Highway 74 South
Peachtree City, GA 30269

Scaled Data Report

REPORT NUMBER: P895733
CATALOG NUMBER: CLCS15S-PC-3000K-100%

Luminous Intensity Polar Plot

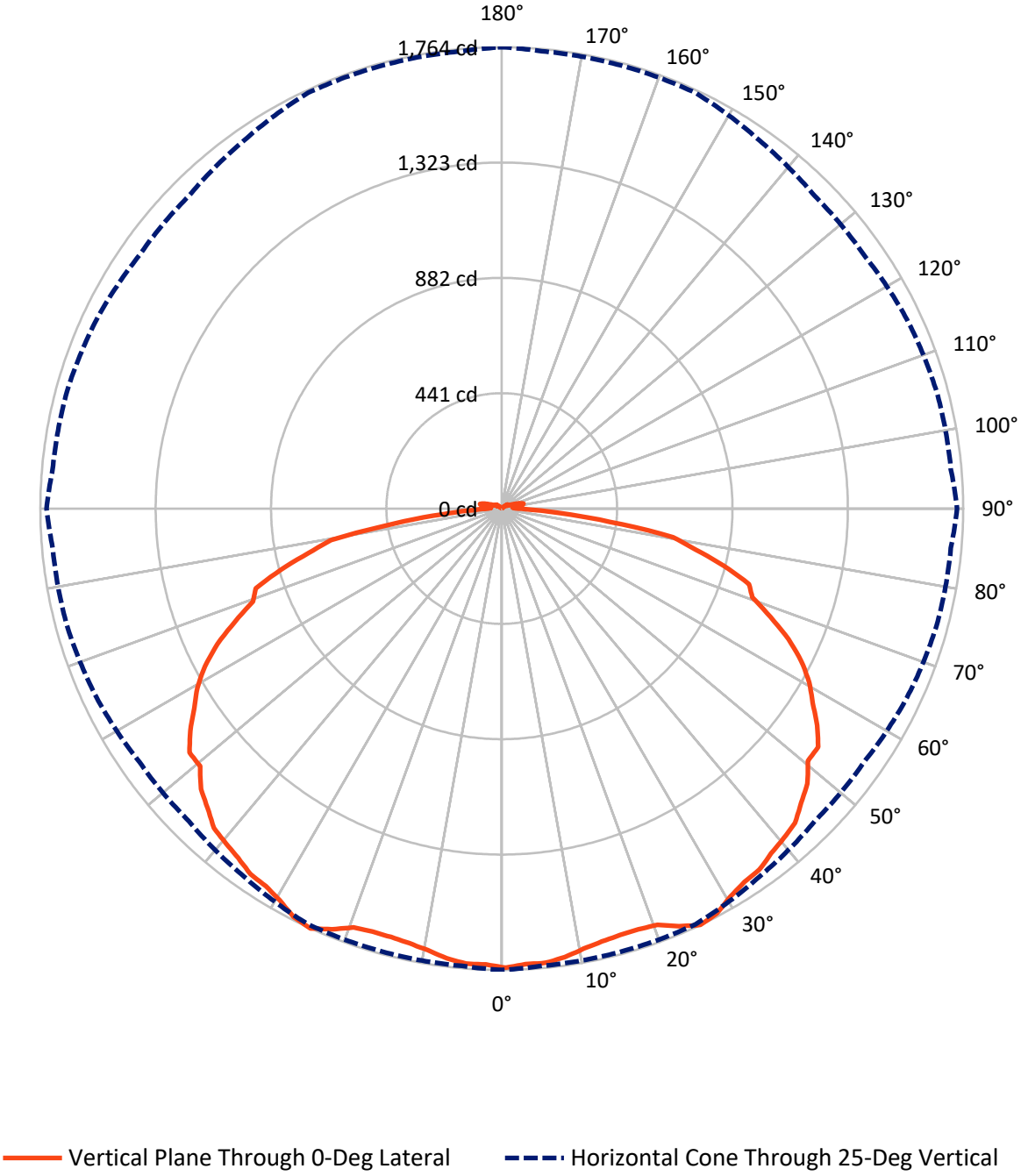

Cooper Lighting Solutions Photometric Lab
1121 Highway 74 South
Peachtree City, GA 30269

Scaled Data Report

REPORT NUMBER: P895733
CATALOG NUMBER: CLCS15S-PC-3000K-100%

FLUX DISTRIBUTION:

		Downward	Upward	Total
House Side	Lumens	3714.8	74.5	3789.3
	% Fixture	49.0	1.0	50.0
Street Side	Lumens	3714.8	74.5	3789.3
	% Fixture	49.0	1.0	50.0
Total	Lumens	7429.6	148.9	7578.6
	% Fixture	98.0	2.0	100.0

ZONAL LUMENS:

Zone	Lumens	% Fixture
0°-10°	166.1	2.2
10°-20°	481.7	6.4
20°-30°	792.1	10.5
30°-40°	1050.1	13.9
40°-50°	1242.1	16.4
50°-60°	1306.7	17.2
60°-70°	1195.0	15.8
70°-80°	922.7	12.2
80°-90°	273.1	3.6
90°-100°	52.0	0.7
100°-110°	57.8	0.8
110°-120°	22.6	0.3
120°-130°	12.4	0.2
130°-140°	3.7	0.0
140°-150°	0.6	0.0
150°-160°	0.0	0.0
160°-170°	0.0	0.0
170°-180°	0.0	0.0
0°-90°	7429.6	98.0
0°-180°	7578.6	100.0

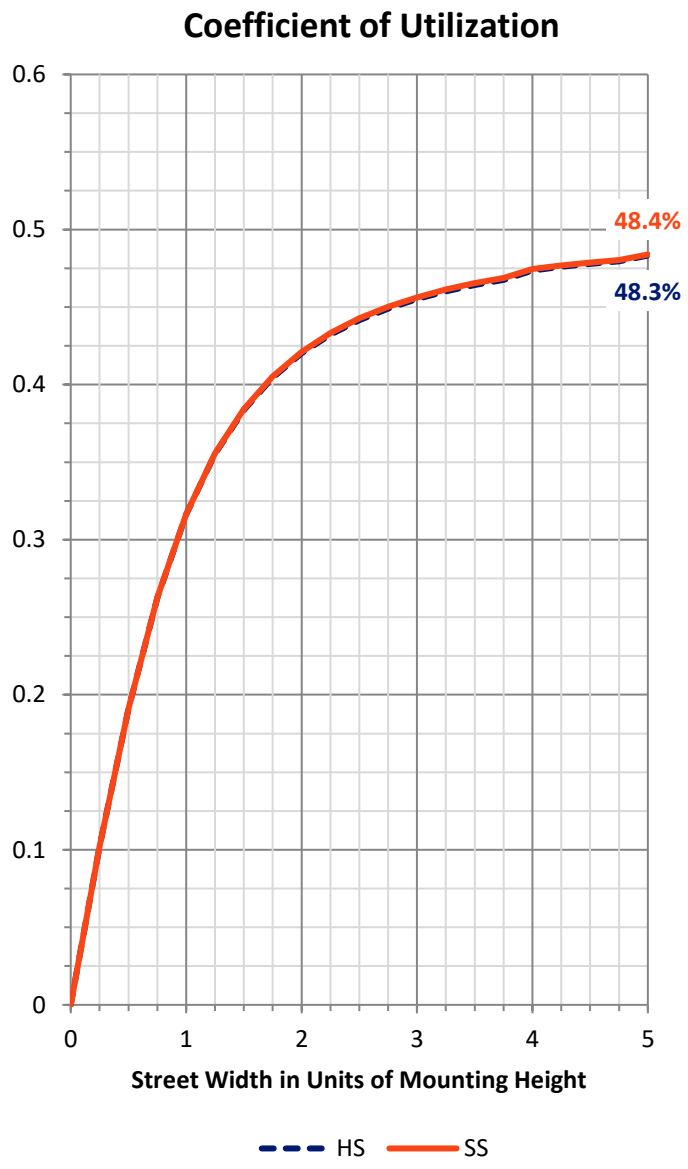

REPORT NUMBER: P895733
CATALOG NUMBER: CLCS15S-PC-3000K-100%

LUMINAIRE CLASSIFICATION SYSTEM LUMEN TABLE AND BUG RATING:

Zone		Lumens	% Fixture	Zone Rating/Lumen Limit B	U	G
FL	(0°-30°)	720.0	9.5			
FM	(30°-60°)	1799.5	23.7			
FH	(60°-80°)	1058.9	14.0			G1/1800
FVH	(80°-90°)	136.5	1.8			G2/225
BL	(0°-30°)	720.0	9.5	B2/1000		
BM	(30°-60°)	1799.5	23.7	B2/2500		
BH	(60°-80°)	1058.9	14.0	B3/2500		G1/1800
BVH	(80°-90°)	136.5	1.8			G2/225
UL	(90°-100°)	52.0	0.7		U3/500	
UH	(100°-180°)	96.9	1.3		U3/500	

BUG Rating: B3-U3-G2
Type V Short

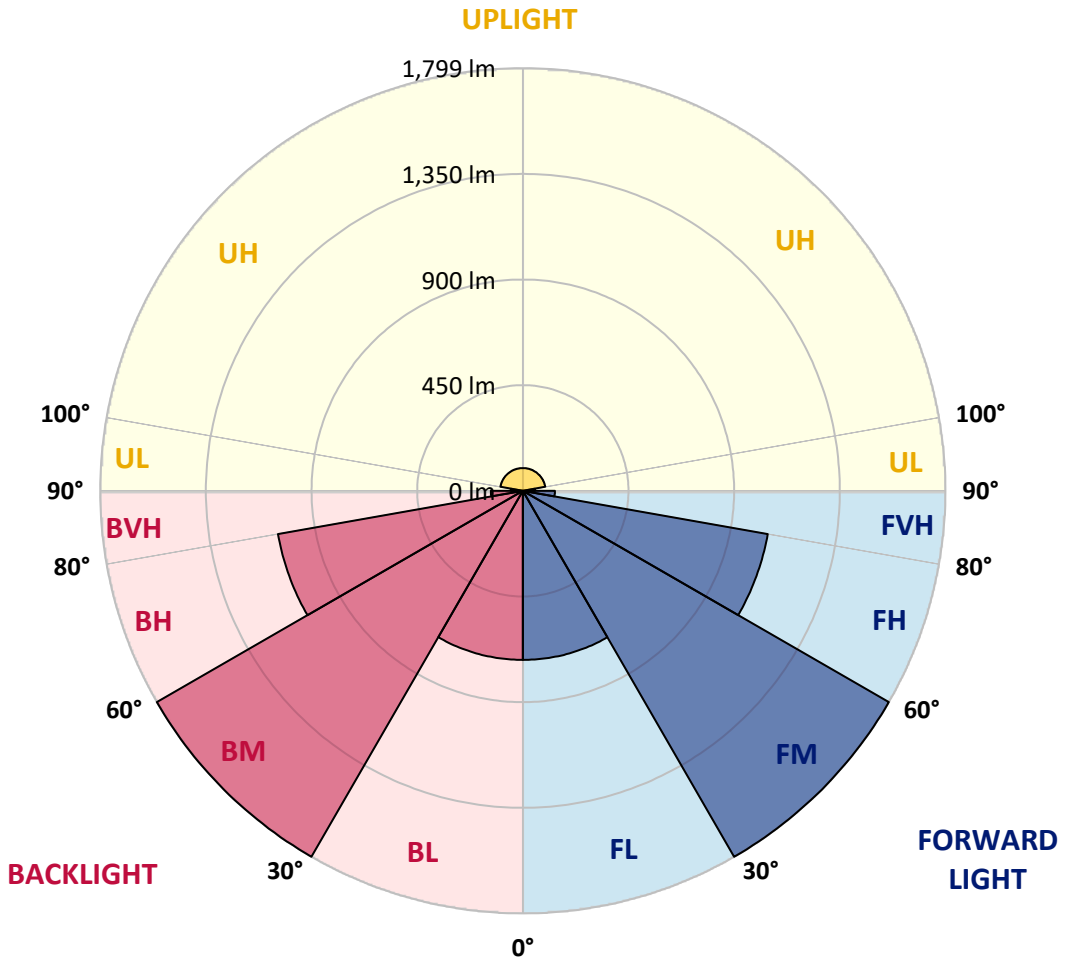

Cooper Lighting Solutions Photometric Lab
1121 Highway 74 South
Peachtree City, GA 30269

Scaled Data Report

REPORT NUMBER: P895733
CATALOG NUMBER: CLCS15S-PC-3000K-100%

CANDELA DISTRIBUTION (FULL):

	0°	5°	15°	25°	35°	45°	55°	65°	75°	85°	90°
0°	*1755.9*	1755.9	1755.9	1755.9	1755.9	1755.9	1755.9	1755.9	1755.9	1755.9	1755.9
2.5°	*1744.5*	1745.5	1747.4	1751.1	1749.2	1750.2	1750.2	1747.4	1751.1	1750.2	1755.9
5°	*1745.5*	1745.5	1745.5	1750.2	1750.2	1751.1	1753.0	1753.0	1754.9	1755.9	1759.6
7.5°	*1732.2*	1734.1	1732.2	1736.0	1737.0	1741.7	1743.6	1742.6	1746.4	1746.4	1754.0
10°	*1712.4*	1713.3	1713.3	1717.1	1720.9	1726.6	1726.6	1725.6	1727.5	1726.6	1732.2
12.5°	*1699.2*	1699.2	1698.2	1703.9	1707.7	1711.4	1712.4	1713.3	1716.2	1719.9	1725.6
15°	*1692.5*	1692.5	1691.6	1699.2	1698.2	1698.2	1702.0	1705.8	1705.8	1708.6	1717.1
17.5°	*1691.6*	1688.8	1679.3	1689.7	1686.9	1685.9	1688.8	1687.8	1695.4	1696.3	1699.2
20°	*1699.2*	1695.4	1694.4	1697.3	1685.9	1683.1	1685.9	1684.0	1688.8	1690.7	1700.1
22.5°	*1735.1*	1733.2	1723.7	1712.4	1686.9	1674.6	1671.7	1685.9	1702.0	1700.1	1703.9
25°	*1764.4*	*1755.9*	*1754.9*	*1754.0*	*1718.1*	*1691.6*	*1690.7*	*1709.6*	*1721.8*	*1723.7*	*1740.7*
27.5°	*1753.0*	1742.6	1747.4	1749.2	1719.9	1687.8	1676.5	1703.9	1720.9	1736.0	1747.4
30°	*1721.8*	1714.3	1719.0	1722.8	1705.8	1677.4	1660.4	1683.1	1712.4	1736.0	1731.3
32.5°	*1702.9*	1702.9	1702.9	1691.6	1682.1	1664.2	1638.7	1678.4	1690.7	1700.1	1707.7
35°	*1696.3*	1695.4	1695.4	1683.1	1662.3	1649.1	1649.1	1658.5	1669.9	1674.6	1692.5
37.5°	*1673.6*	1658.5	1671.7	1674.6	1653.8	1647.2	1649.1	1650.0	1665.1	1678.4	1677.4
40°	*1658.5*	1640.6	1634.9	1640.6	1644.3	1644.3	1637.7	1642.4	1656.6	1663.2	1654.7
42.5°	*1644.3*	1632.1	1631.1	1622.6	1615.0	1626.4	1618.8	1620.7	1627.3	1642.4	1646.2
45°	*1604.6*	1602.8	1601.8	1600.9	1581.0	1620.7	1615.0	1604.6	1619.8	1618.8	1646.2
47.5°	*1572.5*	1582.9	1564.0	1565.9	1585.7	1590.5	1585.7	1579.1	1605.6	1599.0	1628.3
50°	*1516.7*	1516.7	1527.1	1541.3	1565.9	1559.3	1560.2	1576.3	1571.6	1582.0	1613.1
52.5°	*1514.9*	1480.8	1469.5	1482.7	1513.9	1531.9	1513.9	1560.2	1506.3	1530.0	1539.4
55°	*1462.9*	1422.2	1428.8	1436.4	1459.1	1461.9	1507.3	1479.9	1461.9	1485.6	1499.7
57.5°	*1401.4*	1369.3	1357.0	1395.8	1390.1	1429.8	1424.1	1420.3	1433.6	1431.7	1433.6
60°	*1351.3*	1322.0	1292.7	1326.8	1360.8	1347.6	1371.2	1387.3	1372.1	1375.9	1368.4
62.5°	*1285.2*	1284.2	1261.6	1277.6	1272.9	1304.1	1295.6	1314.5	1309.8	1305.0	1316.4
65°	*1204.8*	1198.2	1194.5	1211.5	1215.2	1215.2	1206.7	1226.6	1222.8	1220.0	1233.2
67.5°	*1108.5*	1105.7	1109.5	1111.4	1131.2	1133.1	1129.3	1145.4	1143.5	1141.6	1146.4
70°	*1015.9*	999.9	980.0	1033.9	1056.6	1062.2	1048.1	1037.7	1030.1	1019.7	1025.4
72.5°	*988.5*	970.6	973.4	1009.3	1007.4	1016.9	994.2	961.1	961.1	949.8	954.5
75°	*877.0*	838.2	890.2	932.8	963.9	946.0	956.4	920.5	876.0	872.3	885.5
77.5°	*757.9*	735.2	736.2	792.9	844.9	860.9	832.6	790.0	754.1	742.8	750.3
80°	*664.3*	639.8	590.6	570.8	583.0	610.5	587.8	564.1	576.4	590.6	604.8
82.5°	*414.8*	410.1	424.3	396.9	358.2	345.0	346.9	376.2	379.0	374.3	379.0
85°	*225.9*	218.3	214.5	206.0	196.6	192.8	188.1	191.9	195.6	186.2	189.0
87.5°	*103.0*	99.2	104.9	110.6	103.0	101.1	99.2	100.2	100.2	101.1	101.1
90°	*54.8*	55.8	56.7	55.8	55.8	54.8	53.9	52.9	52.9	54.8	54.8
92.5°	*43.5*	42.5	39.7	38.8	37.8	37.8	36.9	36.9	37.8	38.8	38.8
95°	*41.6*	41.6	38.8	36.9	35.9	34.0	35.0	36.9	38.8	40.6	40.6
97.5°	*63.3*	63.3	59.5	53.9	48.2	43.5	47.3	53.9	57.7	60.5	60.5
100°	*81.3*	81.3	75.6	65.2	54.8	50.1	53.9	64.3	72.8	76.6	77.5
102.5°	*85.1*	84.1	76.6	65.2	52.0	46.3	51.0	63.3	74.7	80.3	81.3
105°	*74.7*	73.7	68.0	55.8	42.5	35.0	42.5	54.8	66.2	71.8	72.8
107.5°	*61.4*	61.4	56.7	45.4	31.2	24.6	31.2	44.4	54.8	58.6	60.5
110°	*46.3*	45.4	41.6	33.1	22.7	17.0	21.7	33.1	40.6	44.4	45.4

REPORT NUMBER: P895733
CATALOG NUMBER: CLCS15S-PC-3000K-100%

CANDELA DISTRIBUTION (continued):

	0°	5°	15°	25°	35°	45°	55°	65°	75°	85°	90°
112.5°	*36.9*	36.9	33.1	26.5	16.1	12.3	16.1	25.5	32.1	35.0	35.0
115°	*31.2*	31.2	28.4	20.8	13.2	10.4	13.2	20.8	27.4	29.3	29.3
117.5°	*24.6*	25.5	24.6	18.9	11.3	7.6	11.3	17.0	22.7	24.6	23.6
120°	*19.8*	20.8	22.7	18.0	10.4	6.6	10.4	17.0	20.8	19.8	19.8
122.5°	*18.9*	18.9	23.6	18.0	11.3	5.7	9.5	16.1	21.7	18.9	18.0
125°	*26.5*	26.5	22.7	14.2	6.6	4.7	5.7	12.3	20.8	23.6	23.6
127.5°	*20.8*	20.8	17.0	9.5	4.7	3.8	4.7	9.5	15.1	18.9	19.8
130°	*16.1*	15.1	11.3	6.6	3.8	2.8	3.8	6.6	9.5	12.3	13.2
132.5°	*8.5*	8.5	7.6	5.7	2.8	1.9	2.8	5.7	7.6	8.5	8.5
135°	*6.6*	6.6	5.7	4.7	2.8	0.9	2.8	4.7	5.7	6.6	6.6
137.5°	*5.7*	5.7	4.7	2.8	0.9	0.9	0.9	2.8	4.7	5.7	5.7
140°	*3.8*	3.8	3.8	1.9	0.9	0.9	0.9	1.9	2.8	3.8	3.8
142.5°	*2.8*	2.8	1.9	0.9	0.9	0.9	0.9	0.9	0.9	1.9	1.9
145°	*0.9*	0.9	0.9	0.9	0.9	0.9	0.9	0.9	0.9	0.9	0.9
147.5°	*0.0*	0.0	0.0	0.0	0.0	0.0	0.0	0.0	0.0	0.0	0.0
150°	*0.0*	0.0	0.0	0.0	0.0	0.0	0.0	0.0	0.0	0.0	0.0
152.5°	*0.0*	0.0	0.0	0.0	0.0	0.0	0.0	0.0	0.0	0.0	0.0
155°	*0.0*	0.0	0.0	0.0	0.0	0.0	0.0	0.0	0.0	0.0	0.0
157.5°	*0.0*	0.0	0.0	0.0	0.0	0.0	0.0	0.0	0.0	0.0	0.0
160°	*0.0*	0.0	0.0	0.0	0.0	0.0	0.0	0.0	0.0	0.0	0.0
162.5°	*0.0*	0.0	0.0	0.0	0.0	0.0	0.0	0.0	0.0	0.0	0.0
165°	*0.0*	0.0	0.0	0.0	0.0	0.0	0.0	0.0	0.0	0.0	0.0
167.5°	*0.0*	0.0	0.0	0.0	0.0	0.0	0.0	0.0	0.0	0.0	0.0
170°	*0.0*	0.0	0.0	0.0	0.0	0.0	0.0	0.0	0.0	0.0	0.0
172.5°	*0.0*	0.0	0.0	0.0	0.0	0.0	0.0	0.0	0.0	0.0	0.0
175°	*0.0*	0.0	0.0	0.0	0.0	0.0	0.0	0.0	0.0	0.0	0.0
177.5°	*0.0*	0.0	0.0	0.0	0.0	0.0	0.0	0.0	0.0	0.0	0.0
180°	*0.0*	0.0	0.0	0.0	0.0	0.0	0.0	0.0	0.0	0.0	0.0

Cooper Lighting Solutions Photometric Lab
1121 Highway 74 South
Peachtree City, GA 30269

LM-79-2019: Approved Method: Electrical and Photometric Measurements of Solid-State Lighting Products

Report Prepared for

Cooper Lighting Solutions

Lumark

Report Number: SP1-2405-118-1

Test Date: 07/17/2024

Luminaire Tested: CLCS40S-3000K-HIGH

Data in this report applies to families of products including CLCS40S-3000K-HIGH

Report Generated By FNC07603 / LDUCLS01DT446
Version: v7.04

Test Information

Test Method:	LM-79-2019
Report Number:	SP1-2405-118-1
Test Lab:	COOPER LIGHTING SOLUTIONS
Photometer:	SP1 - 76IN SPHERE
Measurement Geometry:	4π
Issue Date:	07/18/2024
Manufacturer:	COOPER LIGHTING SOLUTIONS
Product Line:	Lumark
Catalog Number:	**CLCS40S-3000K-HIGH**
Description:	120W LUMARK AP CANOPY SELECTABLE FIXTURE HIGHEST OUTPUT @3000K

Spectral Parameters

CCT (K):	3065	CRI (Ra):		80.9			
CIE u':	0.2482	R1:		78.9	R9:		-0.8
CIE v':	0.5205	R2:		89.8	R10:		76.7
Duv:	0.0003	R3:		96.2	R11:		77.3
CIE x:	0.4328	R4:		78.4	R12:		67.5
CIE y:	0.4033	R5:		79.1	R13:		81.4
CIE z:	0.1639	R6:		87.3	R14:		98.5
Peak Wavelength (nm):	601	R7:		81.8	R15:		71.1
Dominant Wavelength (nm):	582	R8:		56.0			
Purity:	50.97738						

Rf:	83.6
Rg:	95.1

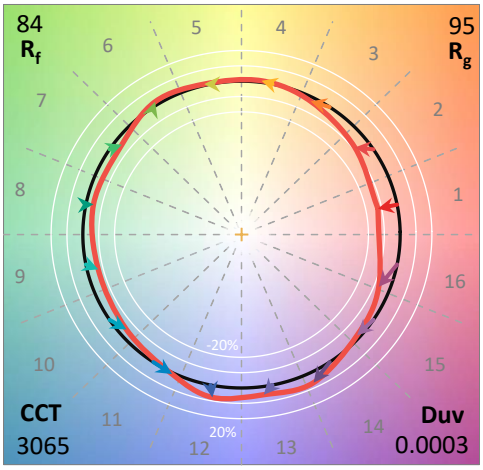

Test Conditions

Stabilization Time:	60M
Operation Time:	1H 60M
Sphere Temperature (°C):	24.0

Measurement and Test Equipment			
Instrument	Identification Number	Calibration Date	Calibration Due Date
Photometer	IN0058	6/18/2024	12/18/2024
Power Meter	INXT2011004	2/8/2024	2/8/2025
AC Power Source	IN0063	10/24/2023	10/24/2024
DC Power Source	IN0208	10/24/2023	10/24/2024
Sphere Thermometer	IN0085	10/24/2023	10/24/2024
Room Thermometer	IN0046	10/24/2023	10/24/2024

REPORT NUMBER: SP1-2405-118-1

CIE 1931 Chromaticity Diagram

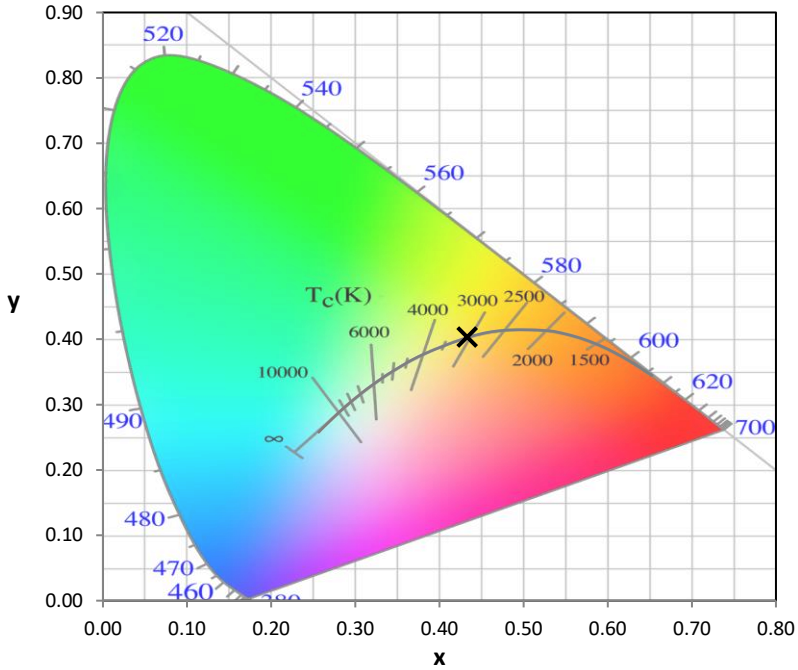

CIE 1931 Chromaticity Diagram with 2017 ANSI 7-Step and 4-Step Quadrangles

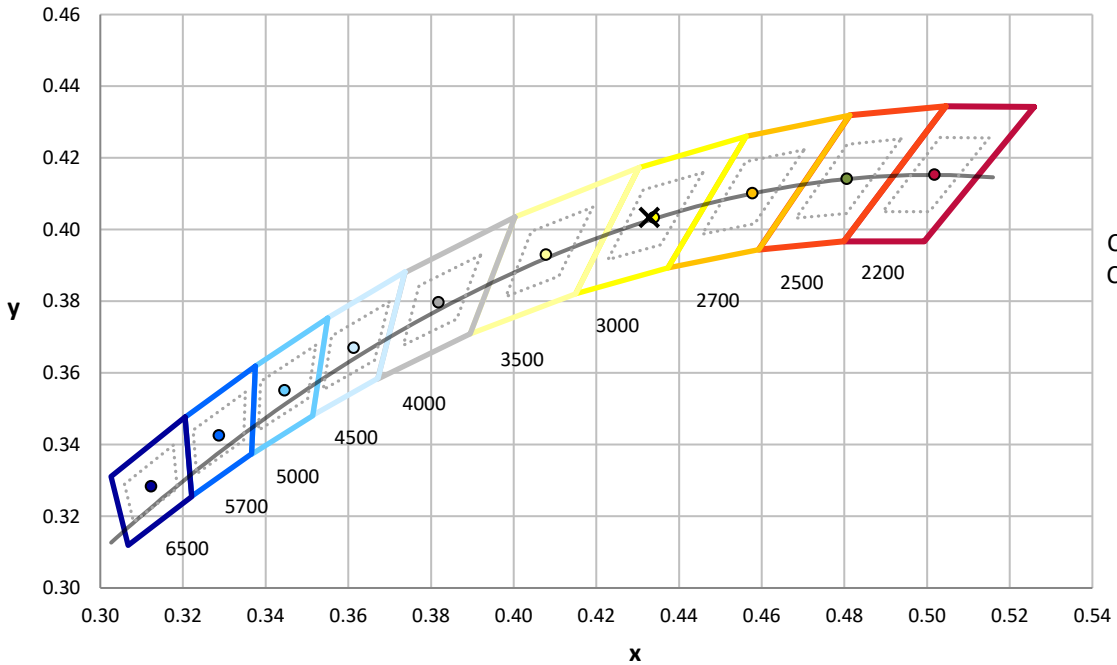

CCT = 3065K
CIE x = 0.4328
CIE y = 0.4033
Duv = 0.0003

Point lies inside the ANSI 3000K 4-step quadrangle

REPORT NUMBER: SP1-2405-118-1

Photopic Flux vs. Wavelength

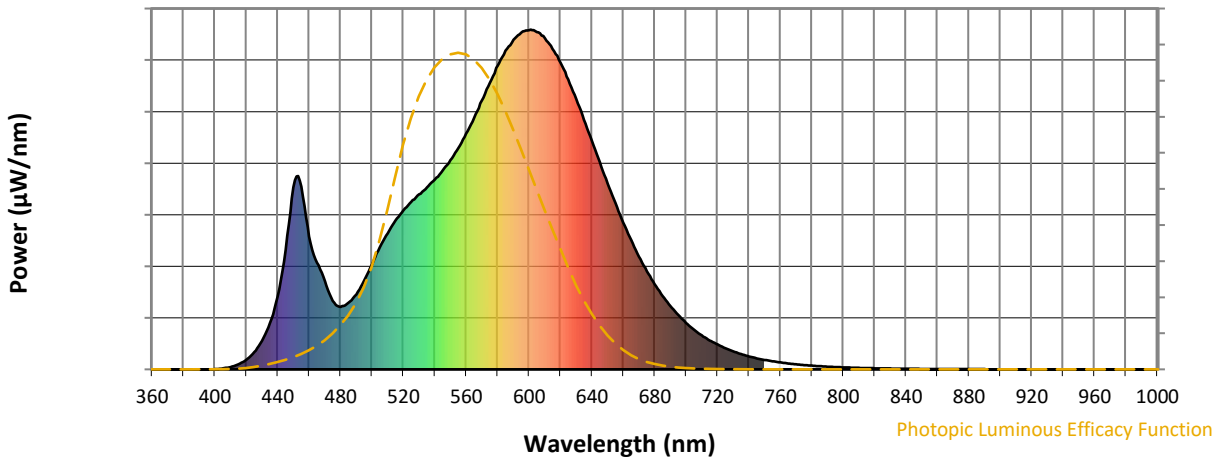

Photopic Lumens: NR

λ (nm)	Power W^/nm	Lumens (ϕ/nm)	λ (nm)	Power W^/nm	Lumens (ϕ/nm)	λ (nm)	Power W^/nm	Lumens (ϕ/nm)	λ (nm)	Power W^/nm	Lumens (ϕ/nm)	λ (nm)	Power W^/nm	Lumens (ϕ/nm)
360	0	NR	490	221	NR	620	902	NR	750	28	NR	880	1	NR
365	0	NR	495	261	NR	625	853	NR	755	24	NR	885	1	NR
370	0	NR	500	309	NR	630	796	NR	760	20	NR	890	1	NR
375	0	NR	505	359	NR	635	735	NR	765	17	NR	895	0	NR
380	0	NR	510	401	NR	640	673	NR	770	15	NR	900	0	NR
385	0	NR	515	438	NR	645	609	NR	775	13	NR	905	0	NR
390	0	NR	520	469	NR	650	547	NR	780	11	NR	910	0	NR
395	0	NR	525	493	NR	655	489	NR	785	9	NR	915	0	NR
400	1	NR	530	515	NR	660	432	NR	790	8	NR	920	0	NR
405	3	NR	535	536	NR	665	381	NR	795	7	NR	925	0	NR
410	7	NR	540	558	NR	670	331	NR	800	6	NR	930	0	NR
415	15	NR	545	586	NR	675	288	NR	805	5	NR	935	0	NR
420	28	NR	550	616	NR	680	251	NR	810	4	NR	940	0	NR
425	51	NR	555	652	NR	685	216	NR	815	4	NR	945	0	NR
430	84	NR	560	694	NR	690	187	NR	820	3	NR	950	0	NR
435	136	NR	565	740	NR	695	160	NR	825	3	NR	955	0	NR
440	215	NR	570	791	NR	700	137	NR	830	2	NR	960	0	NR
445	352	NR	575	843	NR	705	117	NR	835	2	NR	965	0	NR
450	536	NR	580	893	NR	710	100	NR	840	2	NR	970	0	NR
455	538	NR	585	938	NR	715	85	NR	845	2	NR	975	0	NR
460	391	NR	590	970	NR	720	73	NR	850	1	NR	980	0	NR
465	313	NR	595	991	NR	725	62	NR	855	1	NR	985	0	NR
470	259	NR	600	998	NR	730	53	NR	860	1	NR	990	0	NR
475	202	NR	605	993	NR	735	45	NR	865	1	NR	995	0	NR
480	184	NR	610	975	NR	740	38	NR	870	1	NR	1000	0	NR
485	196	NR	615	943	NR	745	32	NR	875	1	NR			

REPORT NUMBER: SP1-2405-118-1

Scotopic Flux vs. Wavelength

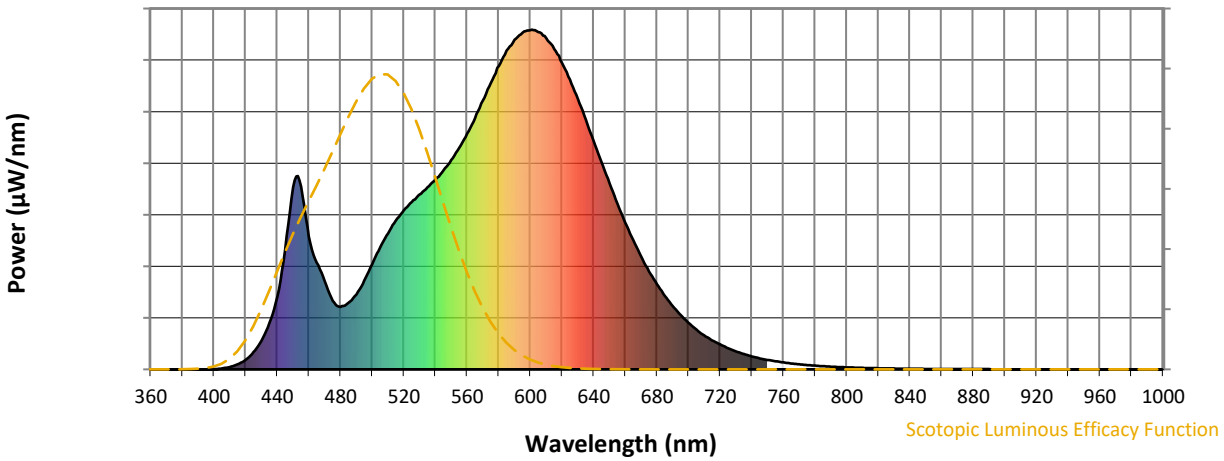

Scotopic Lumens: NR **S/P: 1.35**

λ (nm)	Power W^/nm	Lumens (ϕ/nm)	λ (nm)	Power W^/nm	Lumens (ϕ/nm)	λ (nm)	Power W^/nm	Lumens (ϕ/nm)	λ (nm)	Power W^/nm	Lumens (ϕ/nm)	λ (nm)	Power W^/nm	Lumens (ϕ/nm)
360	0	NR	490	221	NR	620	902	NR	750	28	NR	880	1	NR
365	0	NR	495	261	NR	625	853	NR	755	24	NR	885	1	NR
370	0	NR	500	309	NR	630	796	NR	760	20	NR	890	1	NR
375	0	NR	505	359	NR	635	735	NR	765	17	NR	895	0	NR
380	0	NR	510	401	NR	640	673	NR	770	15	NR	900	0	NR
385	0	NR	515	438	NR	645	609	NR	775	13	NR	905	0	NR
390	0	NR	520	469	NR	650	547	NR	780	11	NR	910	0	NR
395	0	NR	525	493	NR	655	489	NR	785	9	NR	915	0	NR
400	1	NR	530	515	NR	660	432	NR	790	8	NR	920	0	NR
405	3	NR	535	536	NR	665	381	NR	795	7	NR	925	0	NR
410	7	NR	540	558	NR	670	331	NR	800	6	NR	930	0	NR
415	15	NR	545	586	NR	675	288	NR	805	5	NR	935	0	NR
420	28	NR	550	616	NR	680	251	NR	810	4	NR	940	0	NR
425	51	NR	555	652	NR	685	216	NR	815	4	NR	945	0	NR
430	84	NR	560	694	NR	690	187	NR	820	3	NR	950	0	NR
435	136	NR	565	740	NR	695	160	NR	825	3	NR	955	0	NR
440	215	NR	570	791	NR	700	137	NR	830	2	NR	960	0	NR
445	352	NR	575	843	NR	705	117	NR	835	2	NR	965	0	NR
450	536	NR	580	893	NR	710	100	NR	840	2	NR	970	0	NR
455	538	NR	585	938	NR	715	85	NR	845	2	NR	975	0	NR
460	391	NR	590	970	NR	720	73	NR	850	1	NR	980	0	NR
465	313	NR	595	991	NR	725	62	NR	855	1	NR	985	0	NR
470	259	NR	600	998	NR	730	53	NR	860	1	NR	990	0	NR
475	202	NR	605	993	NR	735	45	NR	865	1	NR	995	0	NR
480	184	NR	610	975	NR	740	38	NR	870	1	NR	1000	0	NR
485	196	NR	615	943	NR	745	32	NR	875	1	NR			

REPORT NUMBER: SP1-2405-118-1

Melanopic Flux vs. Wavelength

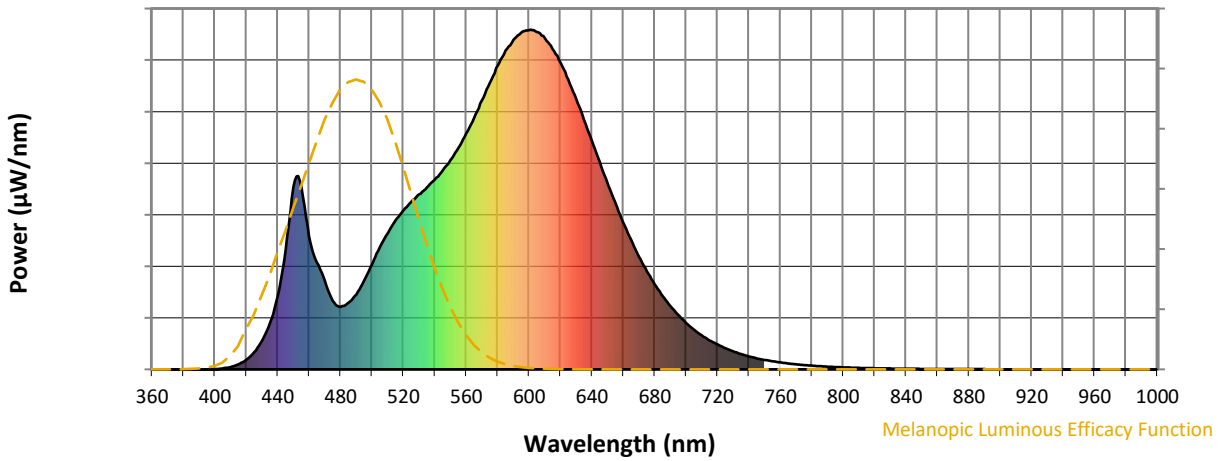

Melanopic Lumens: NR **M/P: 2.61**

λ (nm)	Power W^/nm	Lumens (ϕ/nm)	λ (nm)	Power W^/nm	Lumens (ϕ/nm)	λ (nm)	Power W^/nm	Lumens (ϕ/nm)	λ (nm)	Power W^/nm	Lumens (ϕ/nm)	λ (nm)	Power W^/nm	Lumens (ϕ/nm)
360	0	NR	490	221	NR	620	902	NR	750	28	NR	880	1	NR
365	0	NR	495	261	NR	625	853	NR	755	24	NR	885	1	NR
370	0	NR	500	309	NR	630	796	NR	760	20	NR	890	1	NR
375	0	NR	505	359	NR	635	735	NR	765	17	NR	895	0	NR
380	0	NR	510	401	NR	640	673	NR	770	15	NR	900	0	NR
385	0	NR	515	438	NR	645	609	NR	775	13	NR	905	0	NR
390	0	NR	520	469	NR	650	547	NR	780	11	NR	910	0	NR
395	0	NR	525	493	NR	655	489	NR	785	9	NR	915	0	NR
400	1	NR	530	515	NR	660	432	NR	790	8	NR	920	0	NR
405	3	NR	535	536	NR	665	381	NR	795	7	NR	925	0	NR
410	7	NR	540	558	NR	670	331	NR	800	6	NR	930	0	NR
415	15	NR	545	586	NR	675	288	NR	805	5	NR	935	0	NR
420	28	NR	550	616	NR	680	251	NR	810	4	NR	940	0	NR
425	51	NR	555	652	NR	685	216	NR	815	4	NR	945	0	NR
430	84	NR	560	694	NR	690	187	NR	820	3	NR	950	0	NR
435	136	NR	565	740	NR	695	160	NR	825	3	NR	955	0	NR
440	215	NR	570	791	NR	700	137	NR	830	2	NR	960	0	NR
445	352	NR	575	843	NR	705	117	NR	835	2	NR	965	0	NR
450	536	NR	580	893	NR	710	100	NR	840	2	NR	970	0	NR
455	538	NR	585	938	NR	715	85	NR	845	2	NR	975	0	NR
460	391	NR	590	970	NR	720	73	NR	850	1	NR	980	0	NR
465	313	NR	595	991	NR	725	62	NR	855	1	NR	985	0	NR
470	259	NR	600	998	NR	730	53	NR	860	1	NR	990	0	NR
475	202	NR	605	993	NR	735	45	NR	865	1	NR	995	0	NR
480	184	NR	610	975	NR	740	38	NR	870	1	NR	1000	0	NR
485	196	NR	615	943	NR	745	32	NR	875	1	NR			

REPORT NUMBER: SP1-2405-118-1

TM-30-18

Summary

R_f = 83.6
R_g = 95.1
CIE R_a = 80.9
R_9 = -0.8

Spectral Power Distribution Comparison

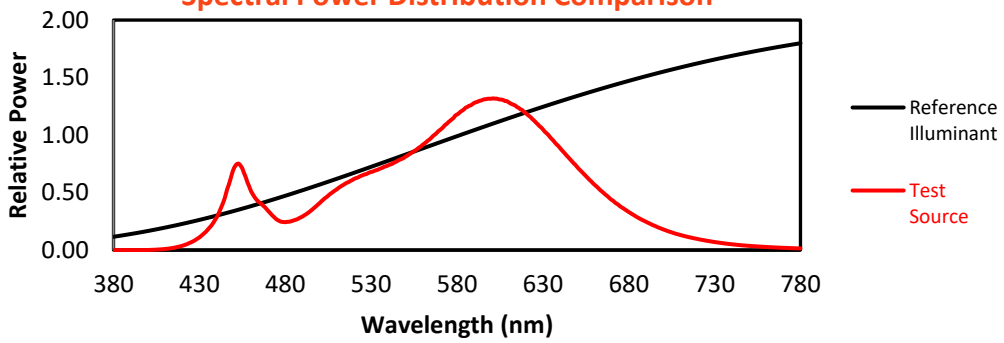

Color Vector Graphics

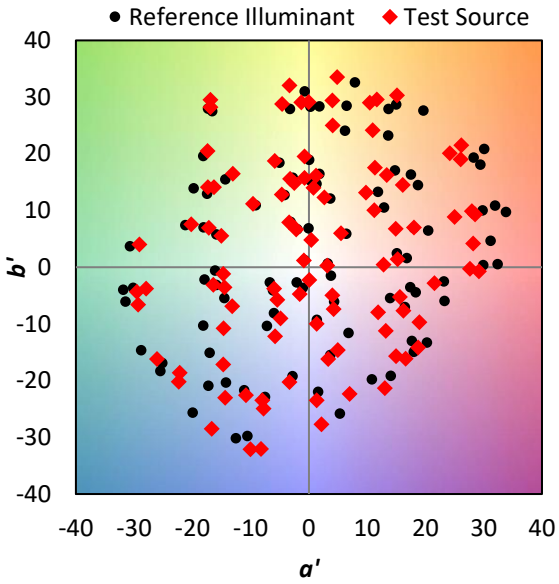

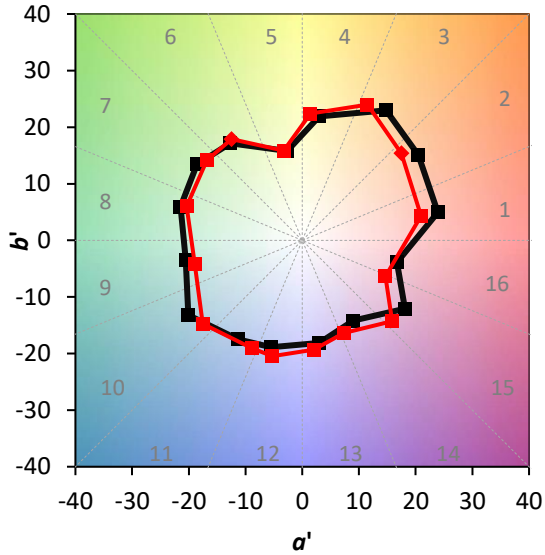

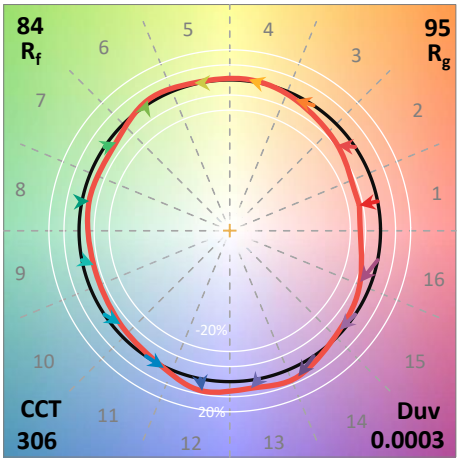

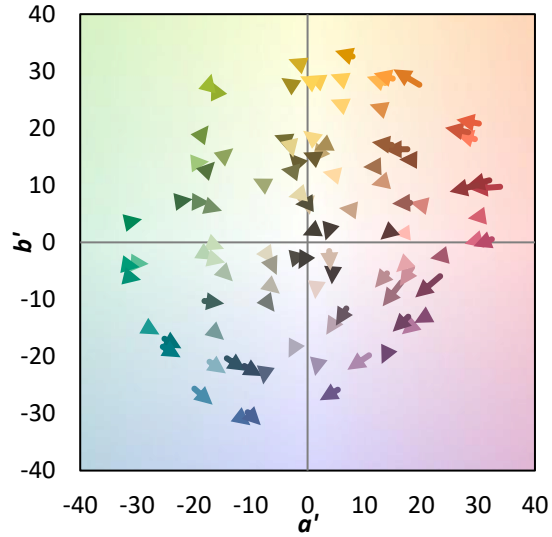

Individual Sample Fidelity Index ($R_{f,i}$)

CES01 = 86	CES26 = 82	CES51 = 93	CES76 = 78
CES02 = 63	CES27 = 94	CES52 = 92	CES77 = 84
CES03 = 31	CES28 = 92	CES53 = 88	CES78 = 78
CES04 = 70	CES29 = 86	CES54 = 90	CES79 = 91
CES05 = 49	CES30 = 96	CES55 = 88	CES80 = 89
CES06 = 51	CES31 = 88	CES56 = 85	CES81 = 73
CES07 = 42	CES32 = 81	CES57 = 84	CES82 = 95
CES08 = 41	CES33 = 93	CES58 = 84	CES83 = 94
CES09 = 29	CES34 = 89	CES59 = 90	CES84 = 91
CES10 = 76	CES35 = 94	CES60 = 91	CES85 = 76
CES11 = 59	CES36 = 86	CES61 = 87	CES86 = 68
CES12 = 65	CES37 = 94	CES62 = 88	CES87 = 83
CES13 = 43	CES38 = 94	CES63 = 85	CES88 = 87
CES14 = 74	CES39 = 98	CES64 = 78	CES89 = 74
CES15 = 71	CES40 = 96	CES65 = 76	CES90 = 88
CES16 = 47	CES41 = 98	CES66 = 76	CES91 = 77
CES17 = 50	CES42 = 95	CES67 = 74	CES92 = 63
CES18 = 56	CES43 = 89	CES68 = 79	CES93 = 77
CES19 = 72	CES44 = 99	CES69 = 84	CES94 = 60
CES20 = 66	CES45 = 92	CES70 = 76	CES95 = 73
CES21 = 87	CES46 = 89	CES71 = 73	CES96 = 83
CES22 = 79	CES47 = 94	CES72 = 90	CES97 = 88
CES23 = 92	CES48 = 84	CES73 = 71	CES98 = 84
CES24 = 91	CES49 = 89	CES74 = 92	CES99 = 75
CES25 = 72	CES50 = 93	CES75 = 76	

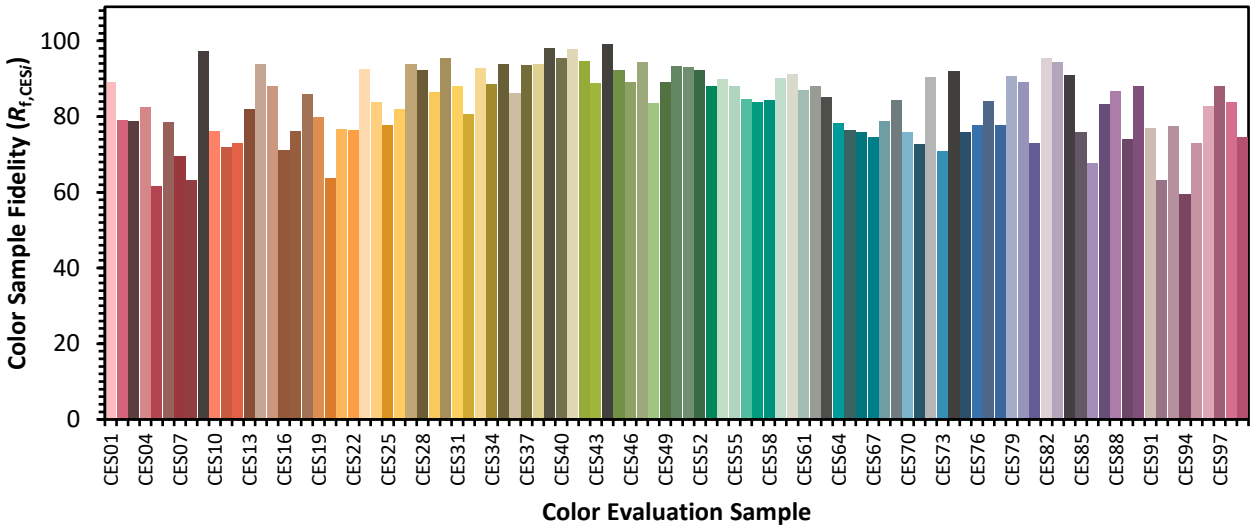

Color Rendition by Hue-Angle Bin

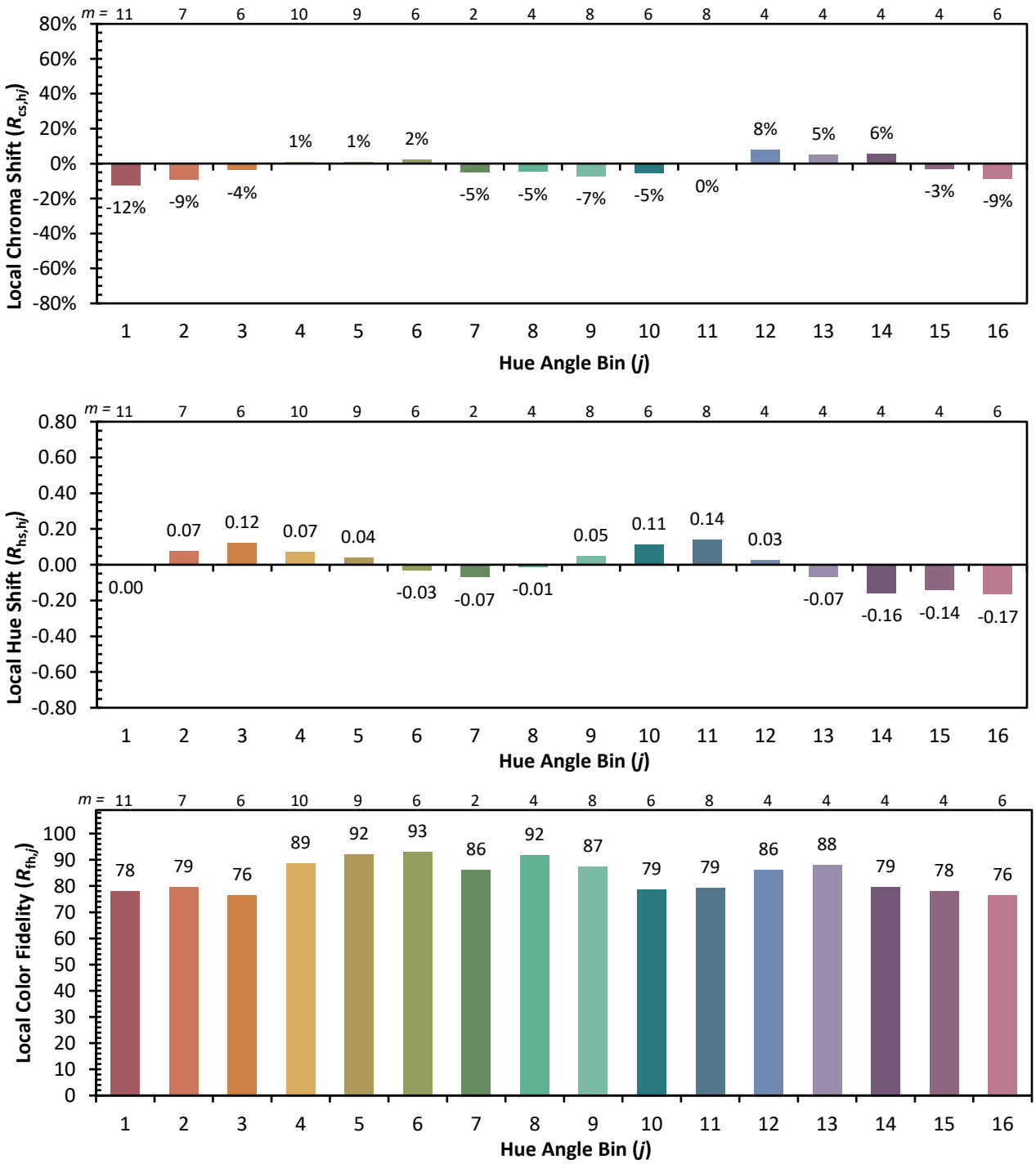

Measure Comparisons

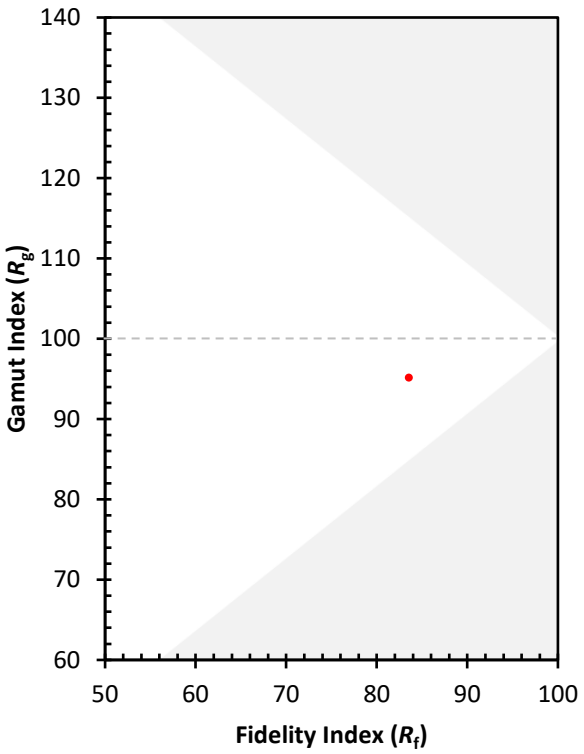

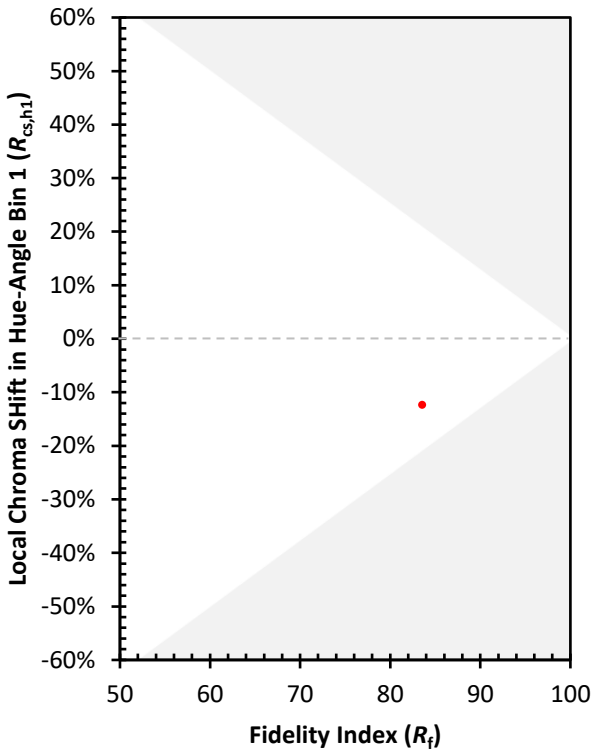

(END OF REPORT)